




LINE25

Linear Lighting System

-SLIM25-



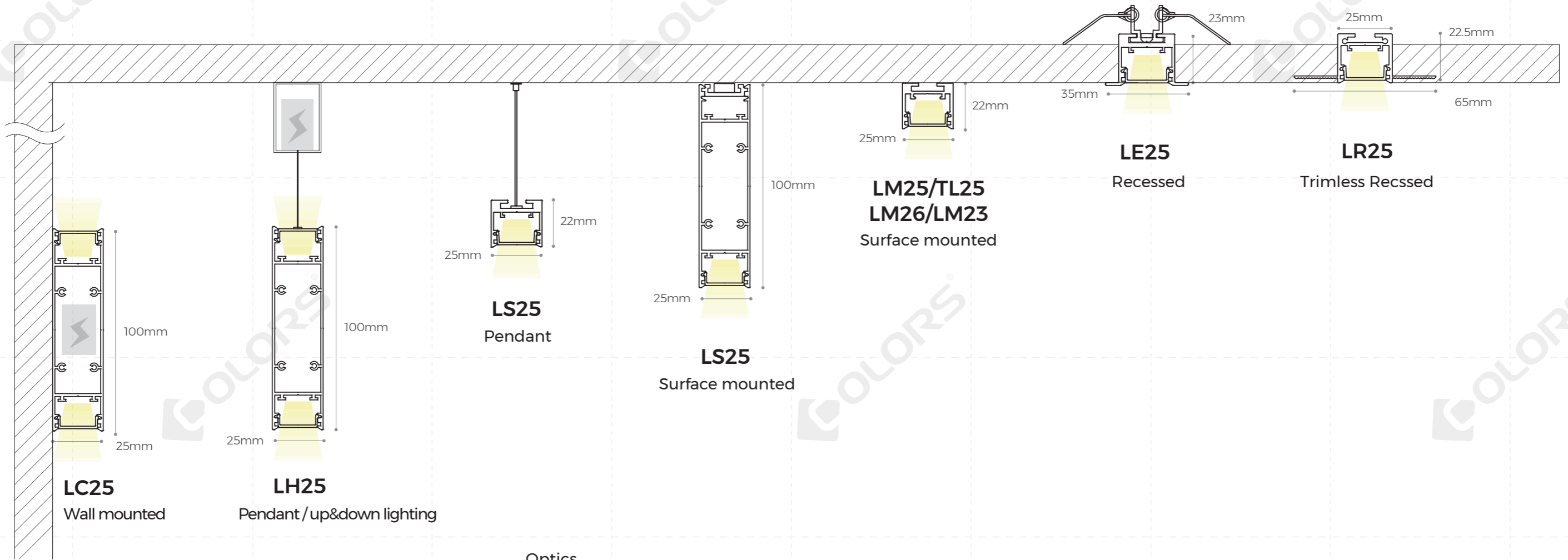


25
mm

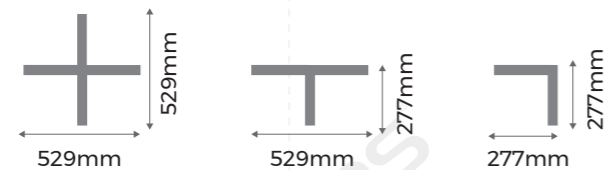

120
LM/W

8
optics

∞
application



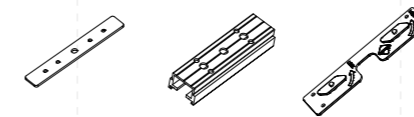
Length



Optics

- Diffuser
- Microprism
- Round Grating (30°/55°)
- Asymmetric
- Double asymmetric
- Block frosted diffuser
- Black Diffuse
- Blind cover
- Wall washer
- Wall washer(25°) (15°x40°)

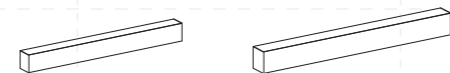
Connector



Installation accessories



Power box



100W Non-dimming 200-240VAC 574x25x50mm
100W Dimming 100-277VAC 574x35x60mm

Finishes



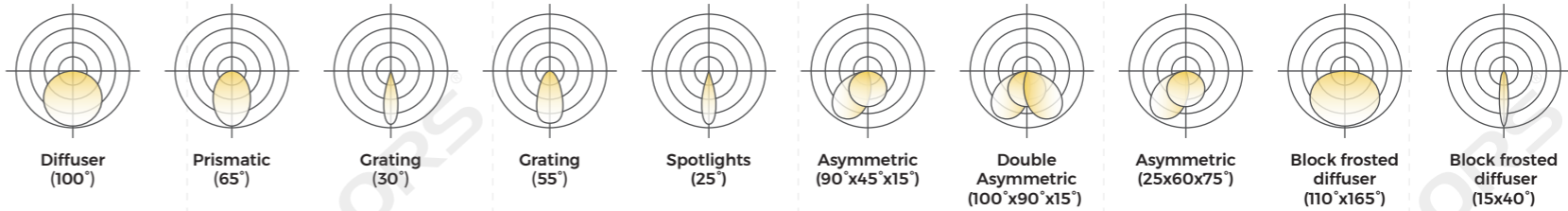
Lighting source


CRI > 80 CRI > 90
2700 K 3000 K 3500 K 4000 K 5000 K 6500 K




Multiple light distributions, more choices

COLORS' SLIM series is a standard mini-sized linear luminaire, which can achieve multiple light distributions via professional optical and structural design, e.g. diffuser (100°), prismatic (65°), grating (30°), grating (55°), asymmetric (90° x45° x15°), double asymmetric (100°x90°x15°), block frosted diffuser (110°x165°).





Diffuser




Prismatic



Grating30°



Grating 55°



Block frosted diffuser




Asymmetric




Double asymmetric



Blind cover



Wall washer(25°) (15°x40°)



Wall washer

120

LM/W

2375

LM/M

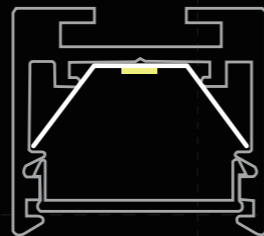
High lumen output

High lighting efficiency



PET

>95% Reflectivity



CRI > 80

CRI > 90

2700
K


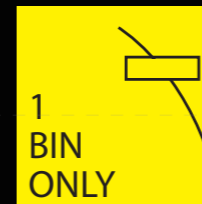
3000
K

3500
K

4000
K

5000
K

6500
K



Diffuser

105 LM/W



Microprism

105 LM/W



Round
Grating
(30°/55°)

85 LM/W



Asymmetric

120 LM/W



Double
asymmetric

120 LM/W



Block frosted
diffuser

100 LM/W


*Base on CRI80 4000K

Round Grating Type NEW

- ⊙ Reflective cup design, more refined look
- ⊙ Precise light control, low light loss
- ⊙ Premium light spot, smooth transition
- ⊙ Low glare, UGR<10 (30°)


Traditional Light Spot Effects

- ✗ Stiff transition
- ✗ Low illuminance
- ✗ Probable yellow spots

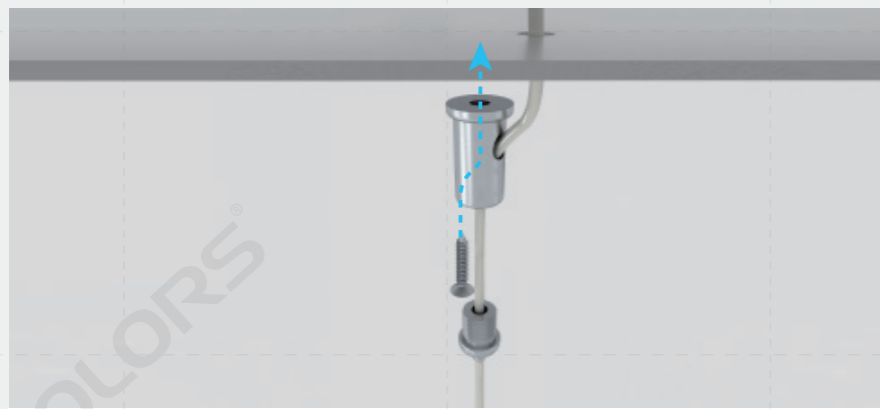



Round Grating Type Effects

- ✓ Effects of Round Grating Type
- ✓ Uniform light spot, no yellow spot
High illuminance, softer transition
- ✓ Installation 2.8m/850lx




Installation-drywal



1 Pendant-LH25/LS25




2 Pendant-LH25/LS25



3 Pendant-LH25/LS25

100W non-dimming box PB-02


100W dimming box PB-04



4 Surface mounted-LM25/TL25

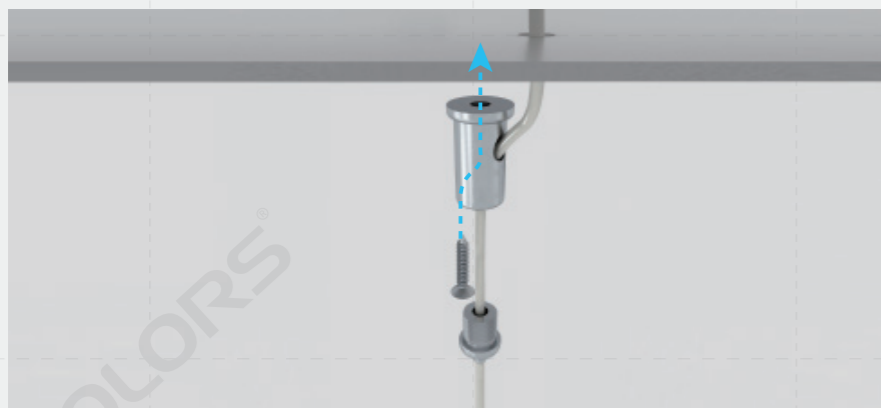



5 Recessed-LE25




6 Wall mounted-LC25


Installation-brick wall




1 Pendant-LH25/LS25



2 Pendant-LH25/LS25





3 4 Surface mounted-LM25

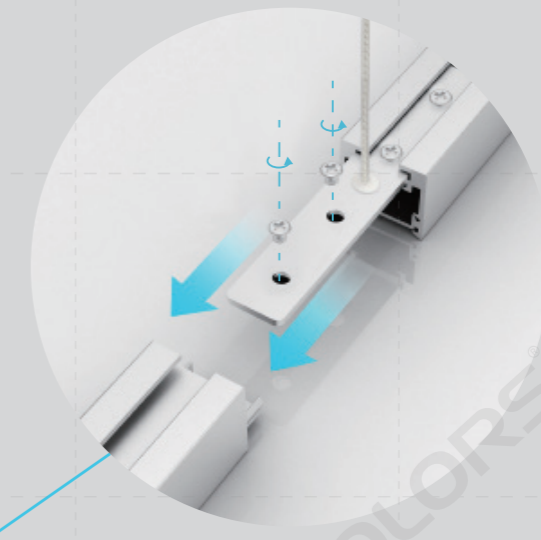


5 Wall mounted-LC25

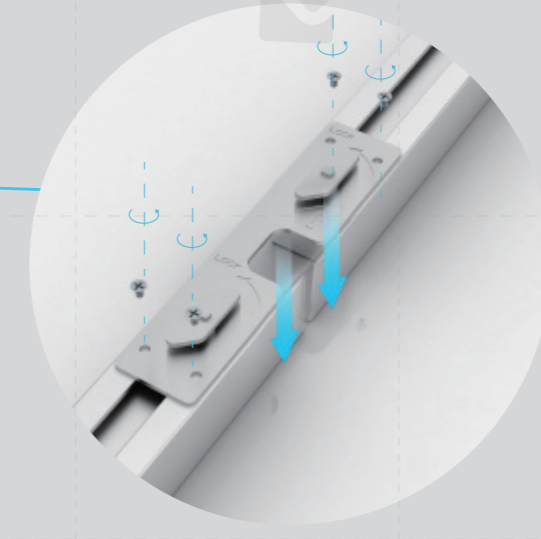
Connection



LH25
Connection
(without end cap)



LS25/LM25/
LE25/LR25/TL25
Connection
(without end cap)
only for Diffuser and Prismatic

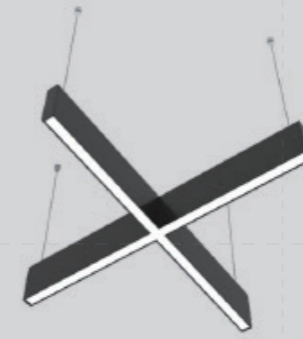


LS25
Connection
(with end cap)

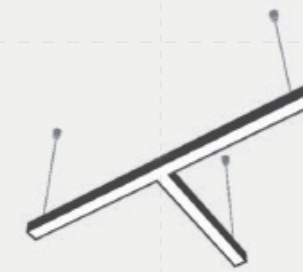
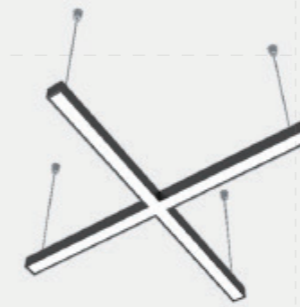
Corners



LH25



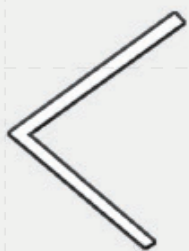
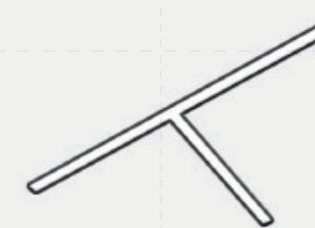
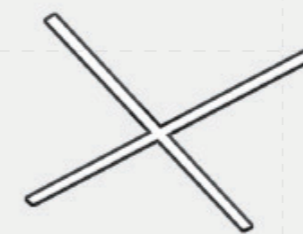
LS25



TL25/LM25



LE25

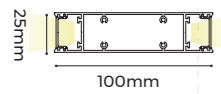
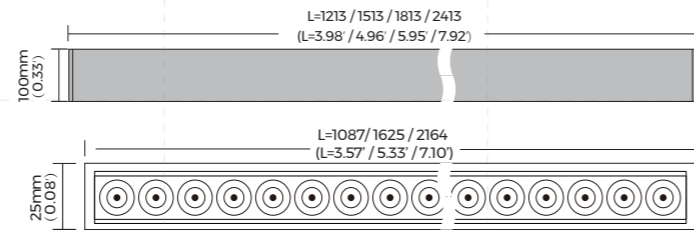



LH25 AC 220V

Standard luminaire



- Standard luminaire, Standard with Power box (built-in Constant current power supply), AC220V Plug-and-Play
- Support no dimming/0-10V/DALI dimming
- Up and down lighting design with suspension way, 25mm slender lighting surface.
- 100 Lm/w high light efficiency design, lumen output up to 3150Lm/m.
- A variety of light distribution optional (diffuser, prismatic, round grating 30°, round grating 55°) to meet the needs of various scenarios.
- Electric wire & suspension wire with two-in-one design, invisible and beautiful



Basic Parameters

Profile material AL6063-T5

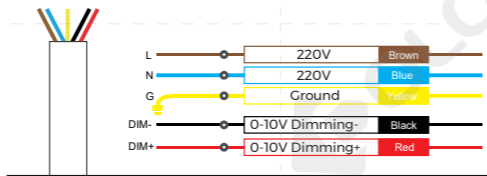
Surface processing Spraying RAL9003
 Spraying RAL9005 Anodizing

CCT 2700K 3000K 3500K 4000K 5000K 6500K

CRI Ra80/Ra90

	1200mm	1500mm	1800mm	2400mm
Diffuser	Up: 19W/1700LM Down: 19W/1900LM	Up: 23W/2100LM Down: 23W/2300LM	Up: 28W/2600LM Down: 28W/2800LM	Up: 38W/3600LM Down: 38W/3800LM
Prismatic	Up: 19W/1700LM Down: 19W/1900LM	Up: 23W/2100LM Down: 23W/2300LM	Up: 28W/2600LM Down: 28W/2800LM	Up: 38W/3600LM Down: 38W/3800LM


	1100mm	1600mm	1800mm	2200mm
Grating 30°	Up: 16W/930LM Down: 16W/1640LM	Up: 25W/1440LM Down: 25W/2570LM	/	Up: 33W/1910LM Down: 33W/3390LM
Grating 60°	Up: 16W/930LM Down: 16W/1580LM	Up: 25W/1450LM Down: 25W/2470LM	/	Up: 33W/1920LM Down: 33W/3260LM



Ordering Code

Category	Series	Section Size	Diffuser Shape	Diffuser Nature	Carrier Style	Profile Color	End Cap Style	Length	Version	Light Source Type	Light Source Power	CCT	CRI	Power Type	Package	Label Type														
LLS	-	LH	25	Flat	F	Diffuser	D	NO Carrier	X	Silver	S	Holeless end cap	S	1100mm	/	-	Constant Current Rigid	T	32W	32	2700K	SW	>80	8	Support no dimming	N	COLORS Individual	D	COLORS	C
																			38W	38	3000K	WW	>90	9	0-10V	B			Customized	S
																			46W	46	3500K	PW			DALI dimming	A				
																			50W	50	4000K	NW								
																			56W	56	5000K	DW								
																			66W	66	6500K	W								
76W	76																													
LLS	-	LH	25	F	D	X	S	S	2400	-	T	76	NW	8	B	-	D	C												

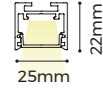

Ordering luminaires kits



LS25 AC 220V

Standard luminaire

- Standard luminaire, Standard with Power box (built-in Constant current power supply), AC220V Plug-and-Play.
- Support no dimming/0-10V/DALI dimming.
- 25mm slender lighting surface.
- 100Lm/w high light efficiency design, lumen output up to 1700 Lm/m.
- A variety of light distribution optional (diffuser, prismatic, round grating 30°, round grating 55°, block frosted diffuser) to meet the needs of various scenarios.
- Electric wire & suspension wire with two-in-one design, invisible and beautiful.



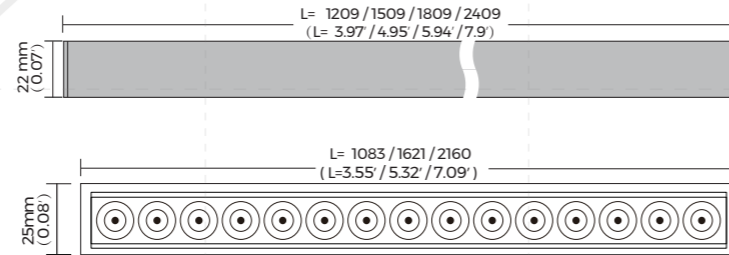
Basic Parameters

Profile material AL6063-T5

Surface processing Spraying RAL9003
 Spraying RAL9005 Anodizing

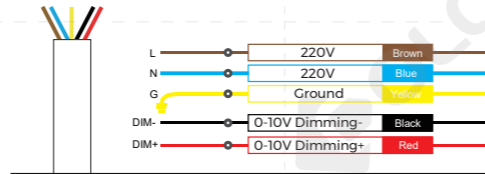
CCT 2700 K 3000 K 3500 K 4000 K 5000 K 6500 K

CRI Ra80/Ra90



	1200mm	1500mm	1800mm	2400mm
Diffuser	20W / 1870LM	29W / 2340LM	38W / 2800LM	46W / 3740LM
Prismatic	20W / 2000LM	29W / 2500LM	38W / 3000LM	46W / 4000LM
Block frosted diffuser	20W / 1830LM	29W / 2290LM	38W / 2750LM	46W / 3660LM

	1100mm	1500mm	1800mm	2200mm
Grating 30°	16W / 1650LM	25W / 2580LM	/	33W / 3300LM
Grating 55°	16W / 1560LM	25W / 2440LM	/	33W / 3120LM



Ordering Code

Category	Series	Section Size	Diffuser Shape	Diffuser Nature	Carrier Style	Profile Color	End Cap Style	Length	Version	Light Source Type	Light Source Power	CCT	CRI	Power Type	Package	Label Type	
LLS	Pendant	LS 25	Flat	F	NO Carrier	Silver	Holeless end cap	1100mm	/	Constant Current Rigid	16W 16	2700K SW	>80 8	Support no dimming	N	COLORS Individual	
			Grating	G	Carrier	White		1200mm	(A)		20W 20	3000K WW	>90 9	0-10V	B	Customized	
			Square	K		Black		1500mm			25W 25	3500K PW		DALI dimming	A		
								1600mm			30W 30	4000K NW					
								1800mm			33W 33	5000K DW					
								2200mm			40W 40	6500K W					
								2400mm									
LLS		LS 25	F	D	X	S	S	2400		T	46	NW	8	B		D	C

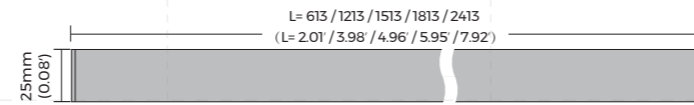
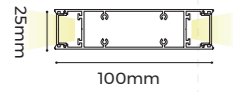

Ordering luminaires kits



LC25 AC 220V

Standard luminaire

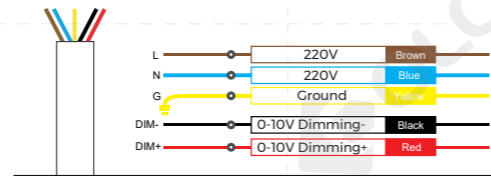
- Up and down lighting design with wall mounted way , 25mm slender lighting surface.
- Support no dimming/0-10V/DALI dimming
- Germany brand PC diffuser with uniform and soft light output
- Built-in power , invisible and beautiful.



Basic Parameters

- Profile material AL6063-T5
- Surface processing: Spraying RAL9003 Spraying RAL9005 Anodizing
- CCT: 2700K 3000K 3500K 4000K 5000K 6500K
- CRI: Ra80/Ra90


	600mm	1200mm	1500mm	1800mm	2400mm
Diffuser	Up: 7W/540LM Down: 7W/540LM	Up: 14W/1070LM Down: 14W/1070LM	Up: 19W/1340LM Down: 19W/1340LM	Up: 23W/1600LM Down: 23W/1600LM	Up: 29W/2140LM Down: 29W/2140LM



Ordering Code

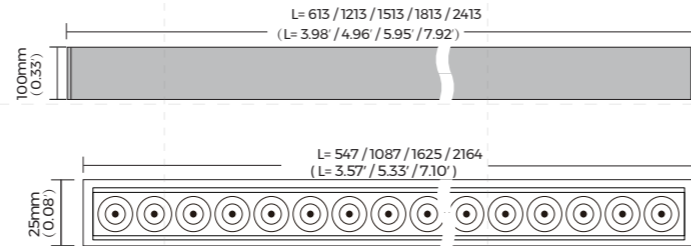
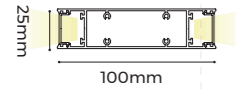
Category	Series	Section Size	Diffuser Shape	Diffuser Nature	Carrier Style	Profile Color	End Cap Style	Length	Version	Light Source Type	Light Source Power	CCT	CRI	Power Type	Package	Label Type															
LLS	-	LC	25	Flat	F	Diffuser	D	NO Carrier	X	Silver	S	Holeless end cap	S	600mm	/	-	Constant Current Rigid	T	14W	14	2700K	SW	>80	8	Support no dimming	N	-	COLORS Individual	D	COLORS	C
										White	W	1200mm	(A)	28W	28	3000K	WW	>90	9	0-10V	B	-	-	-	Customized	S					
										Black	B	1500mm	-	39W	39	3500K	PW	-	-	-	-	-	-	-	-	-	-				
										-	-	1800mm	-	46W	46	4000K	NW	-	-	-	-	-	-	-	-	-	-	-			
										-	-	2400mm	-	58W	58	5000K	DW	-	-	-	-	-	-	-	-	-	-	-			
-	-	-	-	-	-	-	-	-	-	-	-	6500K	W	-	-	-	-	-	-	-	-	-	-	-	-	-	-	-	-	-	-

Ordering luminaires kits



LH25 DC 24V

- Up and down lighting design with suspension way , 25mm slender lighting surface.
- 95lm/W high efficiency, the whole luminaire can reach 3800lm/m.
- Multiple standard corner (L type , X type , T type optional) available for free connection.
- A variety of light distribution optional (diffuser, prismatic, round grating 30°, round grating 55°) to meet the needs of various scenarios.
- Electric wire& suspension wire with two-in-one design, invisible and beautiful.



Basic Parameters

- Profile material AL6063-T5
- Surface processing Spraying RAL9003 Spraying RAL9005 Anodizing
- CCT 2700K 3000K 3500K 4000K 5000K 6500K
- CRI Ra80/Ra90

	600mm	1200mm	1500mm	1800mm	2400mm	L*(277*277mm)	T*(529*277mm)	X*(529*529mm)
Diffuser	Up: 12W/950LM Down: 12W/1250LM	Up: 24W/1900LM Down: 24W/2500LM	Up: 30W/2400LM Down: 30W/3150LM	Up: 36W/2900LM Down: 36W/3750LM	Up: 48W/3850LM Down: 48W/5000LM	Up: 11W/880LM Down: 11W/1155LM	Up: 16W/1280LM Down: 16W/1680LM	Up: 21W/1680LM Down: 21W/2205LM
Prismatic	Up: 12W/950LM Down: 12W/1250LM	Up: 24W/1900LM Down: 24W/2500LM	Up: 30W/2400LM Down: 30W/3150LM	Up: 36W/2900LM Down: 36W/3750LM	Up: 48W/3850LM Down: 48W/5000LM	Up: 11W/880LM Down: 11W/1155LM	Up: 16W/1280LM Down: 16W/1680LM	Up: 21W/1680LM Down: 21W/2205LM
Blind cover	/	/	/	/	/	Available	Available	Available

	550mm	1100mm	1600mm	1800mm	2200mm	L*(277*277mm)	T*(529*277mm)	X*(529*529mm)
Round Grating 30/55°	Up: 10W/750LM Down: 10W/750LM	Up: 20W/1500LM Down: 20W/1500LM	Up: 30W/2250LM Down: 30W/2250LM	/	Up: 40W/3000LM Down: 40W/3000LM	/	/	/

Ordering Code

Category	Series	Section Size	Diffuser Shape	Diffuser Nature	Carrier Style	Profile Color	End Cap Style	Length	Version	Light Source Type	Light Source Power	CCT	CRI	Power Type	Package	Label Type																											
LLS	Pendant Lighting upward& downward	LH	Flat	F	Diffuser	D	NO Carrier	X	Silver	S	Holeless end cap	S	550mm	/	24VDC flexible strip	F	40W/m	40	2700K	SW	>80	8	No Power	X	COLORS Individual	D	COLORS	C															
													600mm	(A)	24VDC Rigid module	R	3000K	WW	>90	9																							
													1100mm				3500K	PW																									
													1200mm				4000K	NW																									
													1500mm				5000K	DW																									
			1600mm				6500K	W																																			
			1800mm																																								
			2200mm																																								
			2400mm																																								
			LLS	-	LH	25	F	D	X	S	S	2400	-	F	40	NW	8	X	-	D	C																						

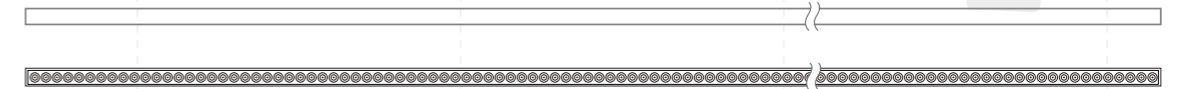
Ordering luminaires kits

Diffuser/Prismatic Z 30°/55 Blind cover

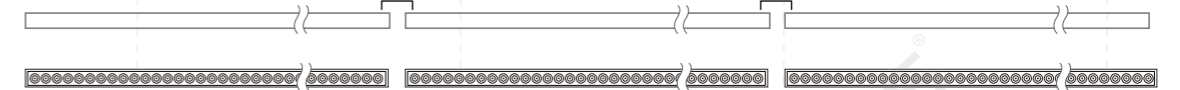
Standard length



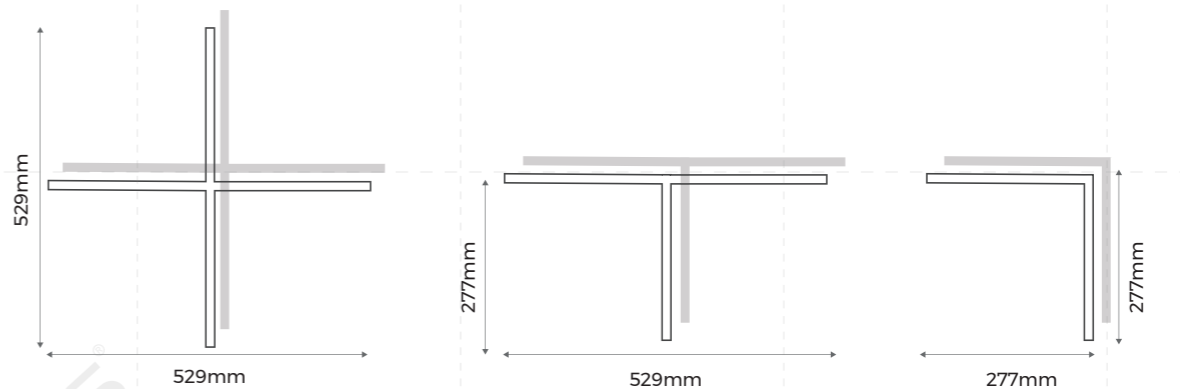
Customized length (2400mm - 5000mm)



Ultra long connection (> 5000mm)



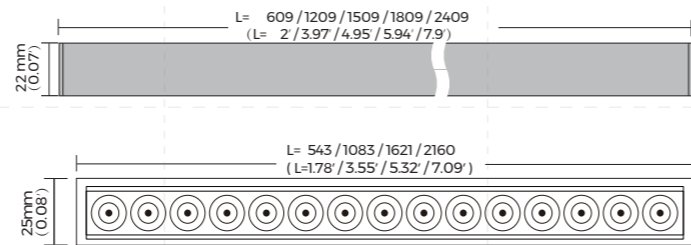
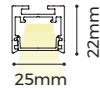
Corners



LS25 DC 24V



- 25mm slender lighting surface.
- 105 Lm/w high light efficiency design , lumen output up to 2100 Lm/m.
- Multiple standard corner (L type , X type , T type optional) available for free connection.
- A variety of light distribution optional (diffuser, prismatic, round grating 30°, round grating 55°, block frosted diffuser) to meet the needs of various scenarios.
- Electric wire& suspension wire with two-in-one design, invisible and beautiful.



Basic Parameters

Profile material AL6063-T5

Surface processing Spraying RAL9003 Spraying RAL9005 Anodizing

CCT 2700K 3000K 3500K 4000K 5000K 6500K

CRI Ra80/Ra90

	600mm	1200mm	1500mm	1800mm	2400mm	L*(277*277mm)	T*(529*277mm)	X*(529*529mm)
Diffuser	12W/1250LM	24W/2500LM	30W/3150LM	36W/3750LM	48W/5000LM	11W/1155LM	16W/1680LM	21W/2205LM
Prismatic	12W/1250LM	24W/2500LM	30W/3150LM	36W/3750LM	48W/5000LM	11W/1155LM	16W/1680LM	21W/2205LM
Block frosted diffuser	12W/1200LM	24W/2400LM	30W/3000LM	36W/3600LM	48W/4800LM	/	/	/
Blind cover	/	/	/	/	/	Available	Available	Available

	550mm	1100mm	1600mm	1800mm	2200mm	L*(277*277mm)	T*(529*277mm)	X*(529*529mm)
Round Grating 30/55°	11W/850LM	22W/1700LM	33W/2550LM	/	44W/3400LM	/	/	/

Ordering Code

Category	Series	Section Size	Diffuser Shape	Diffuser Nature	Carrier Style	Profile Color	End Cap Style	Length	Version	Light Source Type	Light Source Power	CCT	CRI	Power Type	Package	Label Type
LLS	Pendant	LS 25	Flat	F	NO Carrier	Silver	Holeless end cap	550mm	/	24VDC flexible strip	20W/m	2700K	>80	No Power	COLORS Individual	COLORS
			Grating	G	Carrier	White		600mm	(A)	24VDC Rigid module		3000K	>90			Customized
			Square	K		Black		1100mm				3500K	PW			
								1200mm				4000K	NW			
								1500mm				5000K	DW			
								1600mm				6500K	W			
								1800mm								
								2200mm								
								2400mm								
LLS		LS 25	F	D	X	S	S	2400		F	20	NW	8	X	D	C

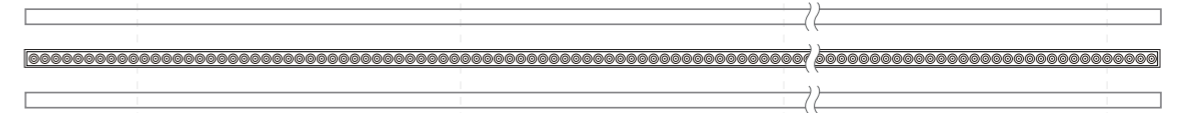
Ordering luminaires kits

Diffuser/Prismatic/Block frosted diffuser Round grating 30°/55° Blind cover

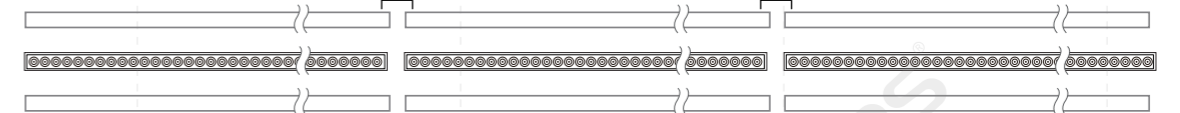
Standard length



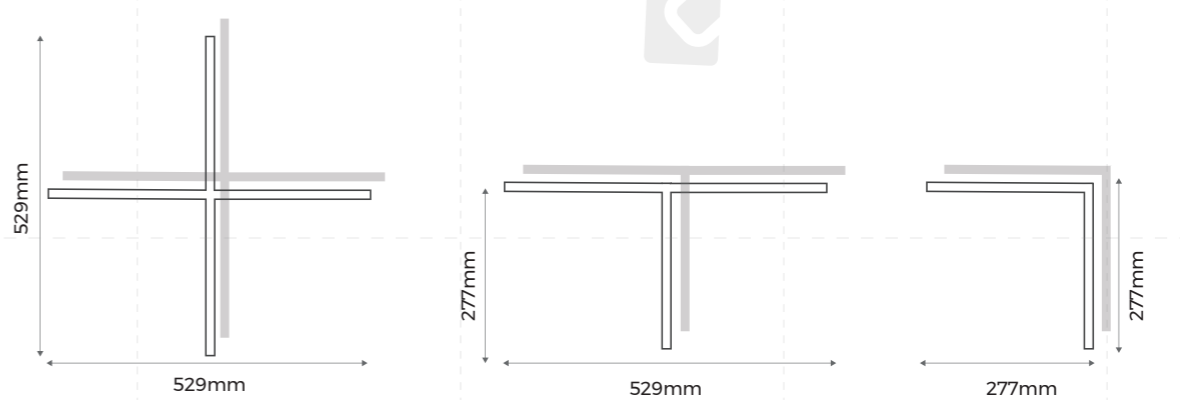
Customized length (2400mm - 5000mm)



Ultra long connection (> 5000mm)



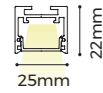

Corners





LM25 DC 24V

- 25mm slender lighting surface .
- 120 Lm/w high light efficiency design , lumen output up to 2375 Lm/m .
- Multiple standard corner (L type , X type , T type optional) available for free connection .
- A variety of light distribution optional (diffuser, prismatic, round grating 30°, round grating 55°, asymmetric, double asymmetric) to meet the needs of various scenarios.
- Provide surface mounted buckle , more convenient installation .



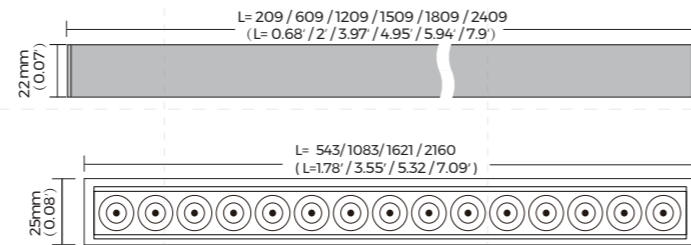
Basic Parameters

Profile material AL6063-T5

Surface processing Spraying RAL9003 Spraying RAL9005 Anodizing

CCT 2700K 3000K 3500K 4000K 5000K 6500K

CRI Ra80/Ra90



	200mm	600mm	1200mm	1500mm	1800mm	2400mm	L*(277*277mm)	T*(529*277mm)	X*(529*529mm)
Diffuser	/	12W/1250LM	24W/2500LM	30W/3150LM	36W/3750LM	48W/5000LM	11W/1155LM	16W/1680LM	21W/2205LM
Prismatic	/	12W/1250LM	24W/2500LM	30W/3150LM	36W/3750LM	48W/5000LM	11W/1155LM	16W/1680LM	21W/2205LM
Block frosted diffuser	/	12W/1200LM	24W/2400LM	30W/3000LM	36W/3600LM	48W/4800LM	/	/	/
Asymmetric	6W/710LM	12W/1425LM	24W/2850LM	30W/3560LM	36W/4275LM	48W/5700LM	/	/	/
Double asymmetric	6W/710LM	12W/1420LM	24W/2840LM	30W/3550LM	36W/4260LM	48W/5680LM	/	/	/
Blind cover	/	/	/	/	/	/	Available	Available	Available

	200mm	550mm	1100mm	1600mm	1800mm	2200mm	L*(277*277mm)	T*(529*277mm)	X*(529*529mm)
Round Grating 30/55°	/	11W/850LM	22W/1700LM	33W/2550LM	/	44W/3400LM	/	/	/

Ordering Code

Category	Series	Section Size	Diffuser Shape	Diffuser Nature	Carrier Style	Profile Color	End Cap Style	Length	Version	Light Source Type	Light Source Power	CCT	CRI	Power Type	Package	Label Type				
LLS	Surface mounted	LM 25	Flat	F Diffuser	D NO Carrier	X Silver	S Holeless end cap	200mm	/	24VDC flexible strip	F 20W/m	20 2700K	SW >80	8	No Power	X -	COLORS Individual	D	COLORS	C
			Grating	G Prismatic	P Flat	X White	W	550mm	(A)	24VDC Rigid module	R	3000K	WW >90	9					Customized	S
			Square	K 30°	F	Black	B	600mm				3500K	PW							
			Lens	L 55°	H			1100mm				4000K	NW							
					A			1500mm				5000K	DW							
					S			1600mm				6500K	W							
								1800mm												
								2200mm												
								2400mm												

Ordering luminaires kits

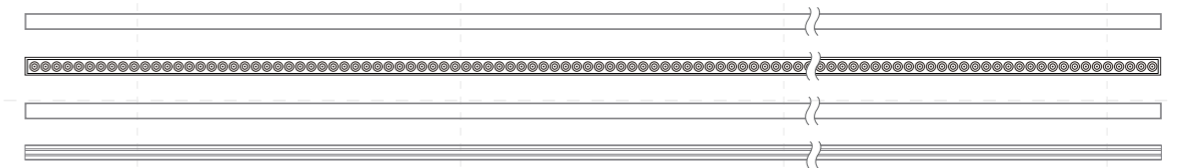
- Diffuser/Prismatic
- Round grating 30°/55
- Asymmetric / Double asymmetric
- Block frosted diffuser
- Blind cover

Standard length

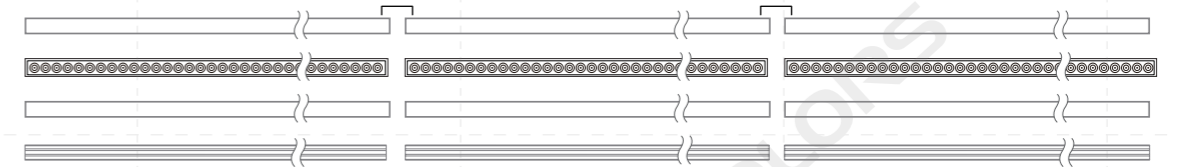
600mm		2200mm
1200mm		1600mm
1500mm		1100mm
1800mm		550mm
2400mm		

600mm		2400mm
1200mm		1800mm
1500mm		1500mm
1800mm		1200mm
2400mm		600mm
		190mm

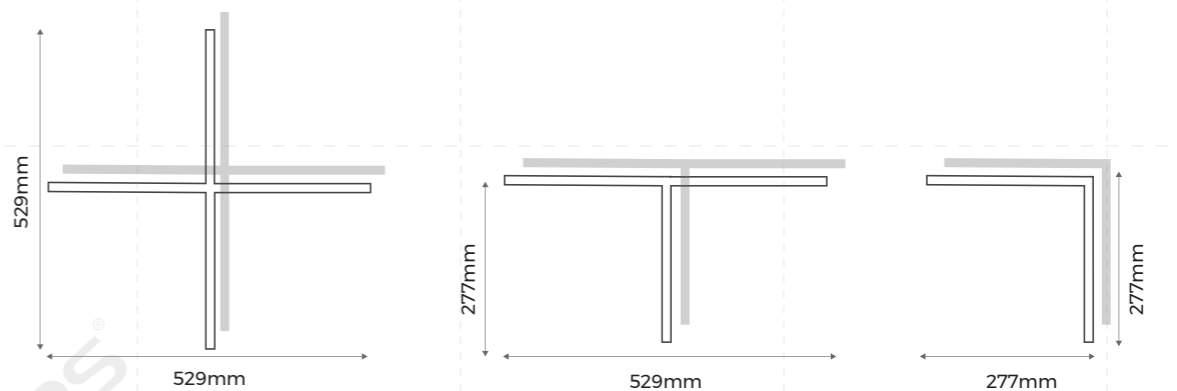
Customized length (2400mm - 5000mm)



Ultra long connection (> 5000mm)




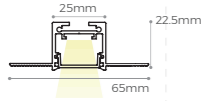
Corners



LR25 DC 24V



- 25mm slender lighting surface.
- 120 Lm/w high light efficiency design , lumen output up to 2375 Lm/m.
- A variety of light distribution optional (diffuser, prismatic, round grating 30°, round grating 55°, asymmetric, black mask) to meet the needs of various scenarios.
- Rimless recessed design.



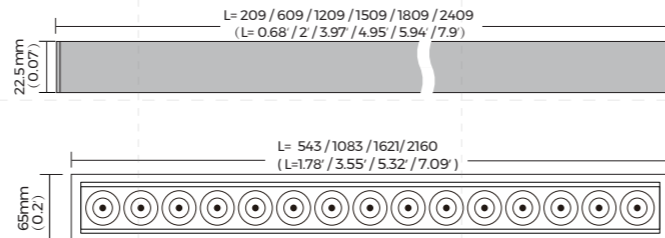
Basic Parameters

Profile material AL6063-T5

Surface processing Spraying RAL9003 Spraying RAL9005 Anodizing

CCT 2700K 3000K 3500K 4000K 5000K 6500K

CRI Ra80/Ra90



	200mm	600mm	1200mm	1500mm	1800mm	2400mm
Diffuser	4W/400LM	12W/1250LM	24W/2500LM	30W/3150LM	36W/3750LM	48W/5000LM
Prismatic	4W/400LM	12W/1250LM	24W/2500LM	30W/3150LM	36W/3750LM	48W/5000LM
Asymmetric	6W/710LM	12W/1425LM	24W/2850LM	30W/3560LM	36W/4275LM	48W/5700LM
Double asymmetric	6W/710LM	12W/1425LM	24W/2850LM	30W/3560LM	36W/4275LM	48W/5700LM
Blind cover	/	/	/	/	/	/

	200mm	550mm	1100mm	1600mm	1800mm	2200mm
Round Grating 30°/55°	/	11W/850LM	22W/1700LM	33W/2550LM	/	44W/3400LM

Ordering Code

Category	Series	Section Size	Diffuser Shape	Diffuser Nature	Carrier Style	Profile Color	End Cap Style	Length	Version	Light Source Type	Light Source Power	CCT	CRI	Power Type	Package	Label Type			
LLS	Trimless Recessed	LR 25	Flat	F Diffuser	D NO Carrier	X Silver	S Holeless end cap	200mm	/	24VDC flexible strip	F 20W/m	20 2700K	SW >80	8 No Power	X -	COLORS Individual	D COLORS	C	
			Grating	G Prismatic	P Flat	F White	W	550mm	(A)	24VDC Rigid module	R	3000K	WW >90	9				Customized	S
			Lens	L 30°	F	Black	B	600mm				3500K	PW						
				55°	H			1100mm				4000K	NW						
				Asymmetric	A			1200mm				5000K	DW						
				double polarized light	S			1500mm				6500K	W						
								1600mm											
								1800mm											
								2200mm											
								2400mm											

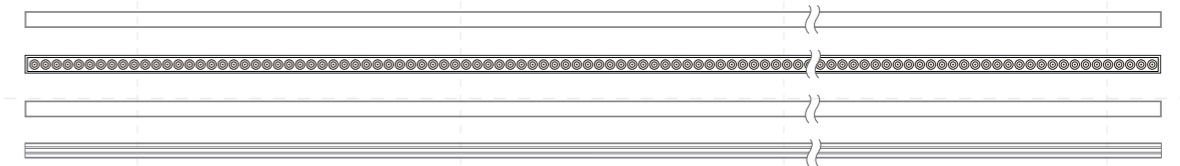
Ordering luminaires kits

Diffuser/Prismatic Round grating 30°/55 Asymmetric Black Diffuser

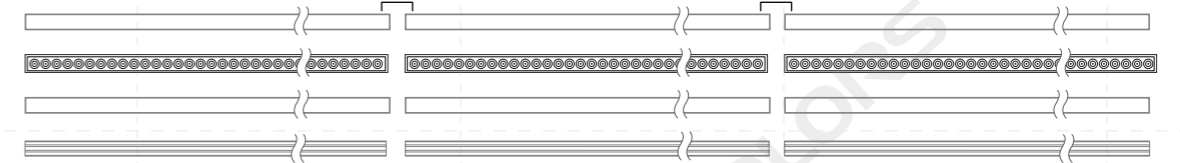
Standard length

190mm			2200mm
600mm			1600mm
1200mm			1100mm
1500mm			550mm
1800mm			
2400mm			
190mm			
600mm			
1200mm			
1500mm			
1800mm			
2400mm			

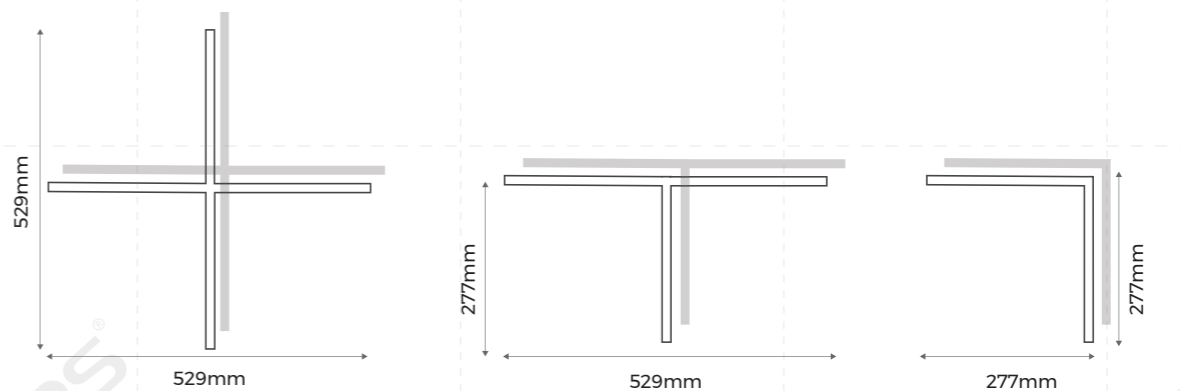
Customized length (2400mm - 5000mm)



Ultra long connection (> 5000mm)



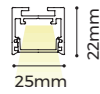
Corners



TL25 DC 24V



- 25mm slender lighting surface .
- 120 Lm/w high light efficiency design , lumen output up to 2375 Lm/m .
- Multiple standard corner (L type , X type , T type optional) available for free connection .
- A variety of light distribution optional (diffuser, prismatic, round grating 30°, round grating 55°) to meet the needs of various scenarios.
- Adapt to 15/16" T-BAR ceiling system , more convenient installation .



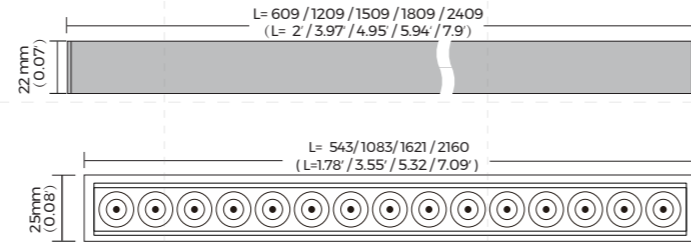
Basic Parameters

Profile material AL6063-T5

Surface processing Spraying RAL9003 Spraying RAL9005 Anodizing

CCT 2700K 3000K 3500K 4000K 5000K 6500K

CRI Ra80/Ra90



	200mm	600mm	1200mm	1500mm	1800mm	2400mm	L*(277*277mm)	T*(529*277mm)	X*(529*529mm)
Diffuser	/	12W/1250LM	24W/2500LM	30W/3125LM	36W/3745LM	48W/5000LM	11W/1155LM	16W/1680LM	21W/2205LM
Prismatic	/	12W/1250LM	24W/2500LM	30W/3125LM	36W/3740LM	48W/5000LM	11W/1155LM	16W/1680LM	21W/2205LM
Block frosted diffuser	/	12W/1175LM	24W/2350LM	30W/2940LM	36W/3525LM	48W/4700LM	/	/	/
Asymmetric	/	12W/1425LM	24W/2850LM	30W/3560LM	36W/4275LM	48W/5700LM	/	/	/
Double asymmetric	/	12W/1420LM	24W/2840LM	30W/3550LM	36W/4260LM	48W/5680LM	/	/	/
Blind cover	/	/	/	/	/	/	Available	Available	Available

	550mm	1100mm	1600mm	1800mm	2200mm	L*(277*277mm)	T*(529*277mm)	X*(529*529mm)
Round Grating 30/55°	11W/860LM	22W/1720LM	33W/2580LM	/	44W/3440LM	/	/	/

Ordering Code

Category	Series	Section Size	Diffuser Shape	Diffuser Nature	Carrier Style	Profile Color	End Cap Style	Length	Version	Light Source Type	Light Source Power	CCT	CRI	Power Type	Package	Label Type																	
LLS	T-bar	TL	25	Flat	F	Diffuser	D	NO Carrier	X	Silver	S	Holeless end cap	S	550mm	/	24VDC flexible strip	F	20W/m	20	2700K	SW	>80	8	No Power	X	COLORS Individual	D	COLORS	C				
				Grating	G	Prismatic	P	Flat	X	White	W			600mm	(A)	24VDC Rigid module	R			3000K	VW	>90	9							Customized	S		
				Square	K	30°	F			Black	B			1100mm						3500K	PW												
				Lens	L	55°	H							1200mm						4000K	NW												
										Asymmetric	A			1500mm						5000K	DW												
										Double Asymmetric	S			1600mm						6500K	W												
														1800mm																			
														2200mm																			
														2400mm																			

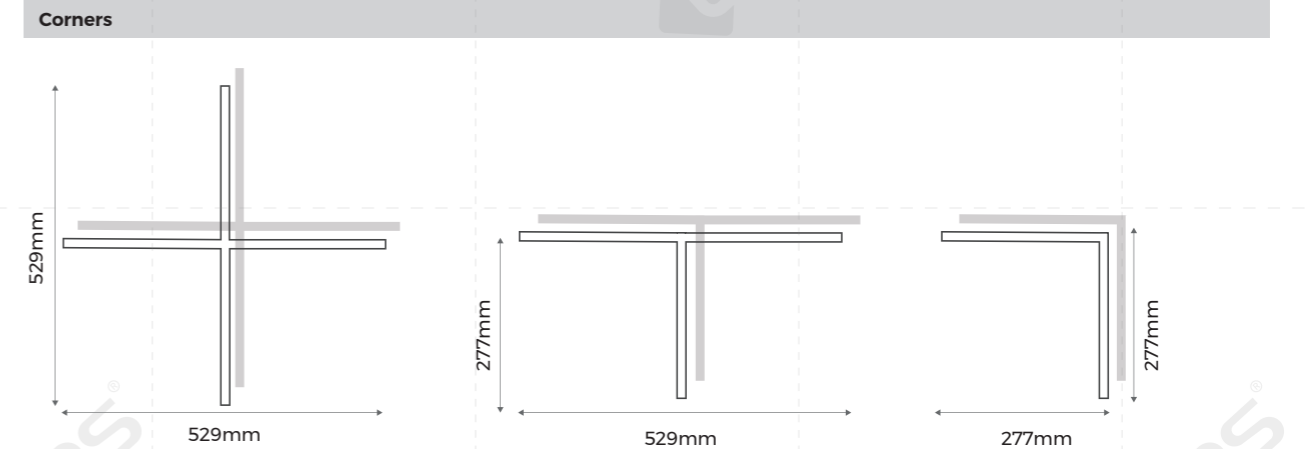
Ordering luminaires kits

Diffuser/Prismatic Round grating 30°/55 Asymmetric / Double asymmetric Block frosted diffuser Blind cover

Standard length		
600mm		2200mm
1200mm		1600mm
1500mm		1100mm
1800mm		550mm
2400mm		
600mm		2400mm
1200mm		1800mm
1500mm		1500mm
1800mm		1200mm
2400mm		600mm
		190mm

Customized length (2400mm - 5000mm)		


Ultra long connection (> 5000mm)		



80
LM/W

1100
LM/M

High lumen output
High lighting efficiency



CRI > 90

2700 K 3000 K 3500 K 4000 K

1 BIN ONLY

3 SDCM ≤ 3

Same Forever

LM-85

Diffuser	Microprism	Round Grating (30°/55°)	Asymmetric	Double asymmetric	Block frosted diffuser	Wall washer	Wall washer (25°) (15°x40°)
105LM/W	105LM/W	85LM/W	120LM/W	120LM/W	100LM/W	85LM/W	85LM/W


*Base on CRI80 4000K

80
LM/W

1100
LM/M

High lumen output

High lighting efficiency



Wall washer LM23CW

CRI > 90

2700 K 3000 K 3500 K 4000 K

1
BIN
ONLY

3
SDCM ≤ 3

Same
Forever

LM-85



Diffuser

105LM/W



Microprism

105LM/W



Round
Grating
(30°/55°)

85LM/W



Asymmetric

120LM/W



Double
asymmetric

120LM/W



Block frosted
diffuser

100LM/W



Wall
washer

85LM/W



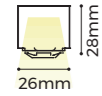


Wall washer
(25°) (15°x40°)

85LM/W

*Base on CRI80 4000K

LLS-LM26

- 26mm slender lighting surface .
- 80Lm/w high light efficiency design , lumen output up to 1100 Lm/m .
- Multiple standard corner (L type , X type , T type optional) available for free connection .
- A variety of light distribution optional (diffuser, prismatic, round grating 15°x40° , round grating 25°) to meet the needs of various scenarios.



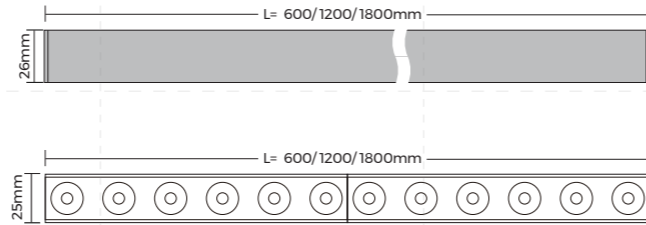
Basic Parameters

Profile material AL6063-T5

Surface processing Spraying RAL9003 Spraying RAL9005 Anodizing


CCT 2700K 3000K 3500K 4000K

CRI Ra90



	600mm	1200mm	1800mm
Grating	14W/1120LM	28W/2240LM	42W/3360LM
Prismatic	14W/1120LM	28W/2240LM	42W/3360LM

Wall lamp (15°x40°)



1. If 0.15-0.3m away from the wall, the effective wall washing distance is 4-6m, and the best distance from the wall is 0.25m
2. For wall washing, the best adjustable angle range is 5-10°, and the effective wall washing distance is 4-5m

Wall lamp (25°)



1. If 0.15-0.3m away from the wall, the effective wall washing distance is 2-4m, and the best distance from the wall is 0.3m
2. For wall washing, the optimal adjustable angle range is 5-10°, and the effective wall washing distance is 3-4m

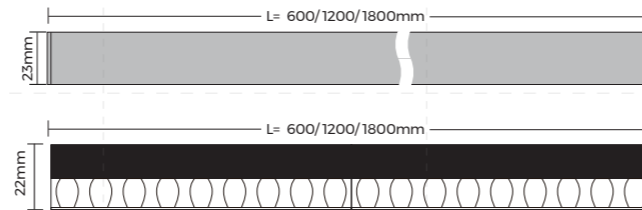

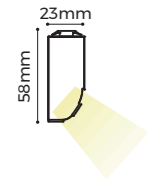
Ordering Code

Category	Series	Section Size	Diffuser Shape	Diffuser Nature	Carrier Style	Profile Color	End Cap Style	Length	Version	Light Source Type	Light Source Power	CCT	CRI	Power Type	Package	Label Type																			
LLS	T-bar	LM	26	Grating	G	15°x40°	F	NO Carrier	X	Silver	S	Holeless end cap	S	600mm	/	24VDC Rigid module	R	23W/m	23	2700K	SW	>90	9	No Power	X	-	COLORS Individual	D	COLORS	C					
						25°		Flat		White										W									1200mm		(A)	3000K	WW	Customized	S
										Black										B									1800mm			3500K	PW		
																																4000K	NW		

Ordering luminaires kits

LLS-LM23

- 23mm slender lighting surface .
- 80 Lm/w high light efficiency design , lumen output up to 1100 Lm/m .
- Multiple standard corner (L type , X type , T type optional) available for free connection .
- A variety of light distribution optional (diffuser, prismatic, round grating 25°x60°x75°) to meet the needs of various scenarios.



Basic Parameters

Profile material AL6063-T5


Surface processing Spraying RAL9003 Spraying RAL9005 Anodizing

CCT 2700K 3000K 3500K 4000K

CRI Ra90

	600mm	1200mm	1800mm
Grating	25°x60°x75°	14W/1120LM	28W/2240LM 42W/3360LM

Wall washer (25°x60°x75°)



If 0.5-1m away from the wall, the effective wall washing distance is 2-3m. The best distance from the wall is 0.8m, the main illumination on the wall is about 500lx, and the uniformity of illumination within 2m is > 0.8.

Ordering Code

Category	Series	Section Size	Diffuser Shape	Diffuser Nature	Carrier Style	Profile Color	End Cap Style	Length	Version	Light Source Type	Light Source Power	CCT	CRI	Power Type	Package	Label Type		
LLS	-	T-bar	LM 23	Grating G	Wall washing lens W	NO Carrier X	Silver S	Holeless end cap S	600mm / 1200mm / 1800mm	(A)	24VDC Rigid module R	23W/m 23	2700K SW	>90 9	No Power X	COLORS Individual D	COLORS C	
					Flat X	White W						3000K WW					Customized S	
						Black B						3500K PW						
												4000K NW						
LLS	-		LM 23	G	W	X	S	S	600	-	F	23	NW	8	X	-	D	C

Ordering luminaires kits




LH25



LH25 Surface mounted







LE25



LC25







Tel: +86-755-2923-1888
E-mail: colors@colorsled.com
Web: www.colorsled.com
Add: Building A5, Qixing Wisdom Park,
Shiyan Youth Road, Bao'an District, Shenzhen, China

SLIM 25
BELT SOLUTION



COLORS®

COLORS®

COLORS®

COLORS®

LED LINEAR LIGHTING SOLUTION PROVIDER

COLORS®


COLORS®

COLORS®

COLORS®

Braided Belt Solution

Braided belt solution is the perfect blend of simplicity and innovation, seamlessly blending material and light with its unique braided design. Its fine-touch fabric braids are electrically conductive, allowing light to flow freely through the space. Not only is this range of products rich in content, including chandeliers, wall lights and other installation methods, but also through clever design elements and combinations, creating a unique lighting style. The lines are simple and beautiful, and various lamps and lanterns form a unique light and shadow effect in the space, adding a pleasing visual enjoyment to the indoor environment.



Braided belts

The advanced weaving technology is used to perfectly combine conductive materials with flexible fibers, breaking the limitations of traditional conductive materials. Each fiber contains the essence of high technology, ensuring stable and long-lasting electrical conductivity.

The appearance of the braided belts is also fashionable and beautiful. Choose from a variety of colors and textures that can be easily incorporated into a variety of design styles to add a pop of color to your products.



Conductive Copper Wire

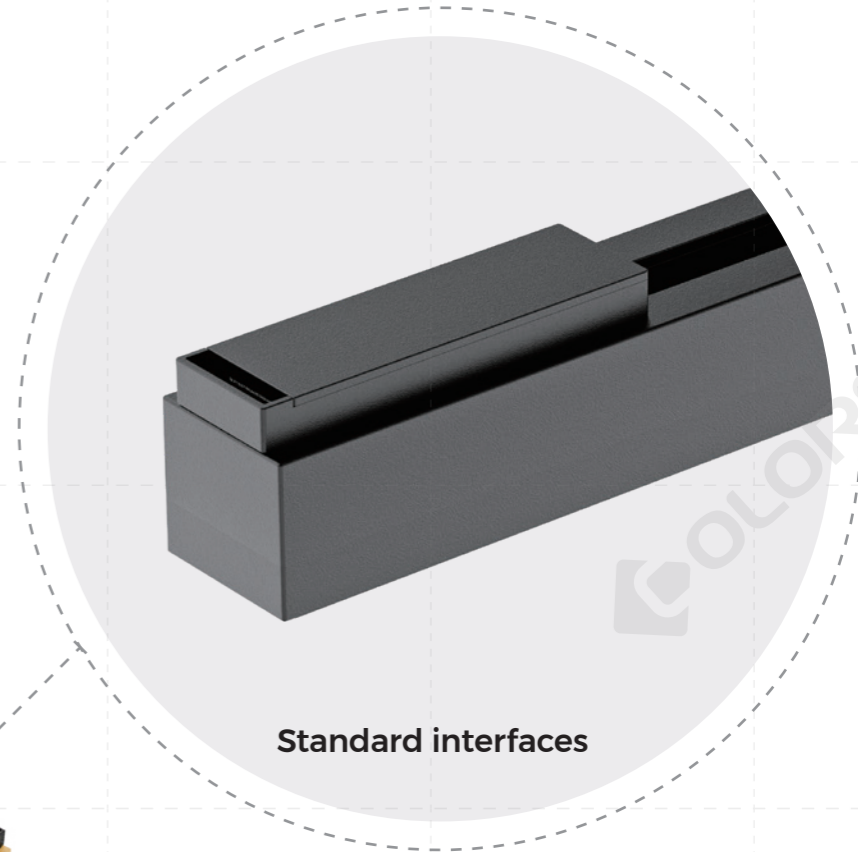

- Copper wire cross-section: 0.6mm²
- Rated Current: 3.5A
- Rated Power: 168W

Braided belts

- Width: W16 * H2mm
- Fire rating: UL94-V0
- Material: Cotton thread
- Flame retardant: above 80°C

Modular design Endless possibilities

Our luminaire modules are designed with a uniform standard interface, which means that different modules can be easily connected and combined without worrying about compatibility. Whether it's increasing brightness, changing colors, or adjusting the direction of the light, it's easy to do so by simply changing or adding modules. This flexibility allows the luminaire module to adapt to a variety of occasions and needs, creating a personalized lighting environment for you.



Free DIY

With modular design and braided belts technology, you are free to make DIY combinations to create one-of-a-kind lighting pieces.

SLIM 25 Braided belt solution


Pendant-Single



Pendant-Combination



Wall-mounted



Free Application

Our luminaire modules are designed with a uniform standard interface, which means that different modules can be easily connected and combined without worrying about compatibility. Whether it's increasing brightness, changing colors, or adjusting the direction of the light, it's easy to do so by simply changing or adding modules. This flexibility allows the luminaire module to adapt to a variety of occasions and needs, creating a personalized lighting environment for you.



Rich Professional Optics

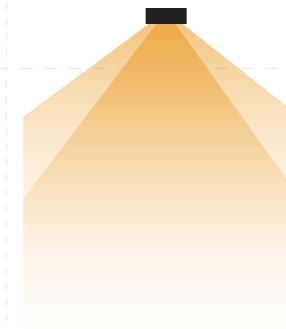

Meet the lighting needs of different scenes and create richer lighting effects.

SLIM 25 Braided belt solution



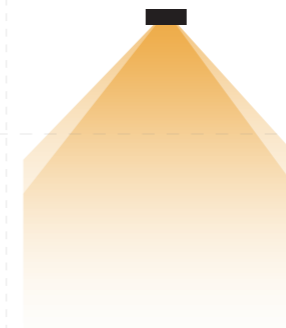
Diffuser

It is made of highly transparent imported PC material to improve light distribution and uniformity. By effectively diffusing light, the contrast between glare and shadows is reduced, creating a bright, soft and comfortable lighting effect. It is suitable for various indoor main lighting scenes.



Knurling

Through its special embossed design, it effectively scatters light, creating a bright, soft and uniform lighting effect. In addition, it has the effect of reducing glare, which is suitable for various indoor main lighting scenes.




Grating

Its unique grille design allows for precise light control and glare reduction. UGR<19 for a wide range of office, commercial and public spaces

Diverse Color Options

Available in a variety of colours, they can be freely combined according to the décor style and personal preferences to create the ideal lighting atmosphere.

- Matt black
- Matt white
- Matt Orange
- Matt blue
- Matt green
- Champagne Gold
- Rose gold

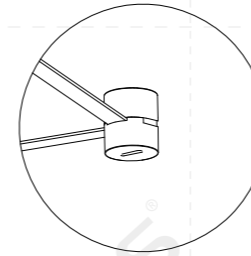
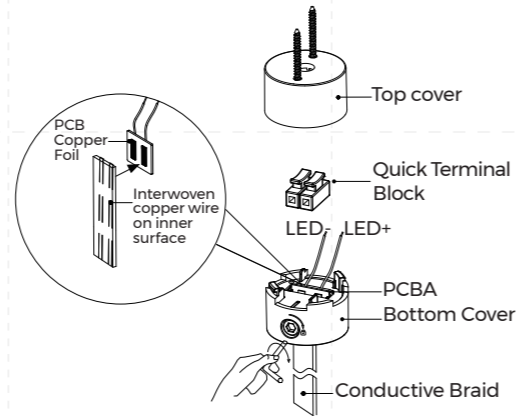
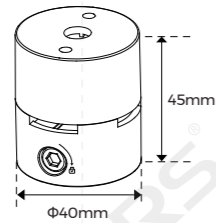




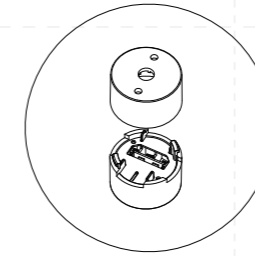
Accessory Parameters

Braided belt Power taking & Fixing accessories CL-25

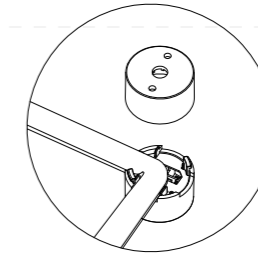
Material: PC
Size: 45.0* Φ 40mm
Color: black, white optional



Ceiling mounted tube



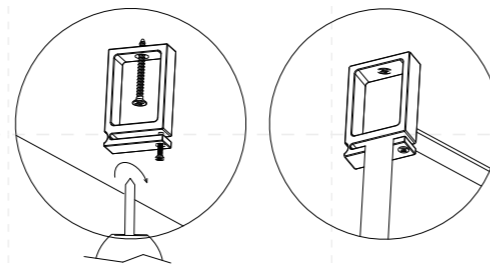
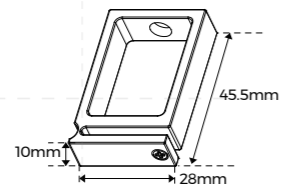

Remove the top/ bottom cover



Turn the braided tape as shown

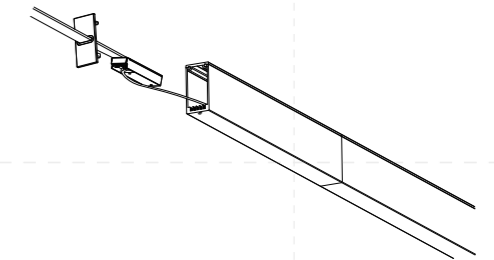
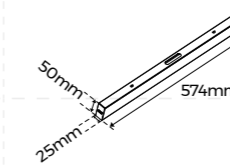
Braided belt steering accessories CL-26

Material: PC
Size: 28.0*10.0*45.5mm
Color: black, white optional



Power Box PB-06


Material: AL6063-T5
Size: 574.0*25.0*50.0
Color: Black



Braided belts BT-W16

Material: Cotton thread
Size: 16.0*2.0*20000
Flame retardant: above 80°C

Maximum power: less than 168W
Color: Matt black, Matt white, Matt Orange, Matt blue,
Matt green, Champagne Gold, Rose gold



Matt black

Matt white

Matt Orange

Matt blue

Matt green

Champagne Gold

Rose gold

Product Parameters

SLIM 25 Braided belt solution

Width	Luminous Direction	Installation Methods	Model	Cover	Length(mm)
25mm	Direct lighting	Pendant	MS25FD	Diffuser	600/1200/1500/1800/2400
			MS25FP	Prismatic	
			MS25G(A)	Grating	650/1300/1950
	Direct & Indirect lighting	Pendant	MH25FD	Diffuser	1200/1500/1800/2400
			MH25FP	Prismatic	
			MH25G(A)	Grating	1300/1950

Input Voltage(V)	Power(w)	Ra	CCT	Light efficiency(lm/w)	SDCM	Cutting Unit (mm)	IP Grade
DC48	12/24/30/36/48	> 80 > 90	2700 3000 3500 4000 5000 6500	90	< 3	100	IP20
	13/26/39			80		215.4	
	48/60/70/95			80		100	
	50/75			75		215.4	



LED LINEAR &
COMMERCIAL
LIGHTING



Tel: +86-755-2923-1888

E-mail: colors@colorsled.com

Web: www.colorsled.com

Add: 17F, Block B, Building 2, North of Skyworth

Inno Valley, Shiyan town, Bao'an District, Shenzhen